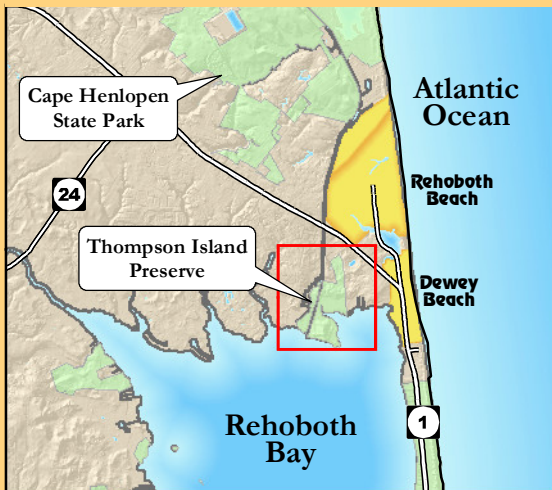




# Thompson Island Preserve




## Location Map



## Legend

	State Park Land		Restricted Area
	Forested Park Land		Trailhead
	Water		Hiking
	Municipalities		Scenic Overlook
	Roads		Accessible

## Trails and Permitted Uses

 Thompson Island Trail - 0.7 mi.  
(Crushed stone with fines)  

Dogs and bicycles are not permitted  
on the trail

## Trail Description

The Thompson Island Trail meanders through a mature upland hardwood and conifer forest before traversing a small glade where hikers can catch a glimpse of the tidal marsh. The trail continues through the upland forest before ending at a scenic overlook near the Lewes and Rehoboth Canal. The out and back 1.4 mile trail has an accessible crushed stone surface. The trail is open to walkers and wheelchair users. Pets and bicycles are not permitted on the trail or in the Thompson Island Preserve.

## Contact Information

Park Office: (302) 227-2800  
[www.destateparks.com](http://www.destateparks.com)



Department of Natural Resources  
and Environmental Control  
Division of Parks and Recreation

